

2022

2021 11 20

内容真实性责任声明

江苏省泰兴中等专业学校 质量年度报告(2022)、

学校

相关

法定代表人(签名):

何晨阳


2021年11月29日

	1
1.1	1
1.	
1.	
1.4	5
	6
2.1	6
2.2	15
2.3	16
2.4	18
2.5	20
2.6	21
2.7	25
	26
3.1	26
3.2	28
3.3	33
3.4	35
3.5	36
	42
4.1	42
4.2	43
4.3	44
4.4	45
	46
5.1	46
5.2	46
5.3	50
5.4	51
	53
6.1	53
6.2	54
6.3	54
	55

28	39
29	40
30	41
31	42
32	42
33	44
34	45
35	49
36	50
37	50
38	51
39	52
40	54
41	56

1	2021		3
2	2020	2021	4
3			4
4	2021		5
5			12
6			13
7	2020		13
8			14
9			16
10			16
11	2020		17
12			17
13	2021		17
14	2021	2020	18
15	2020	-2021	19
16	2021	2020	20
17	2021		24
18	2021	2020	25
19	2021		31
20	1+X		32
21			36
22			44
23			45
24	2020		55

1		7
2		10
3		14
4	x	19
5		21
6		23
7		24
8		27
9		30
10		34
11		37
12		40
13		43
14		48
15		51
16		53



5018

970

11950

2020	2021
1617	1707
4435	5018
950	970

—

1.2.3

2021

1091

1085

99.45%

966

81.58%

256

829

135

857

100%

2


2

2020

2021


1.4							
			5934.20	2021		411.	
28			BIM				
						200	
75				VR			
				2021	11		
14.9			400G			2	
		2					3.
85				1		10	
	2	7	1			12	
		4					
	4	2021					
				2020	2021		

1




3

7



4



5



6



7

2.1.4

6

		19	
		18	
		18	
		18	
		17	

8

			2020	2021
1			15	15
2			12	12
3			0	0
4			0	4



12

2.2

6

2020

14

711

2020

2021

8

14

2021

390

BIM

13

2.3

2.3.1

	()	91%	7%	2%	0%
		97%	1%	1%	1%
		74%	13%	10%	3%
		71%	17%	6%	6%

15 2020 -2021



20

4111



14

2.5

100%

87%

3200

2021

97.8%

95%

2021

1091

1085

99.45%

256

96.09%

237

92.57%

16 2021

2020

			2020	2021
1			1568	1085
2			0	0
3			90	108
4			1522	966

5

9

%

2.6

2.6.1

15

5





16

2.6.2



17

6



18

2.6.3

2021

1091

1085

99.45%

96.09%,

94.4%

17 2021

2020	1586	1568	98.86%	95.96%	96.8%
2021	1091	1085	99.45%	96.09%	94.4%

7

1987 7 17

07

2016

QC

QC



19

2.7

2021

55

298

5

9

33

3+4

31

93.9% 337

3+3

20" 3+4"

18 2021

2020

3.2

3.2.1

10

103

32

20

1426

540

9

13

PLC

9

5 26

1

3

19

24

19 2021

1			
2			

2

1

25

3.2.6 1+X

%ŽL

%ŽL

BIM

5

1+X

20

20 " 1+X"

				%
BIM		93	72	77.4
		0	0	0
		33	31	94

26

" 1+X"

3.3

4

,

\$

3.4

2021	2020
	38

X

7

26

8

2020

18

847

2021

1229

11

1

3.5.5

2021

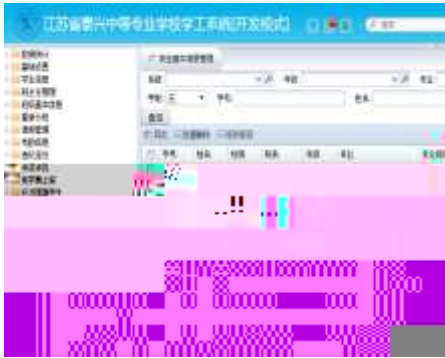


28

"

"

3.5.6





29

12

4.1

" "



33

4.3

6

2

50

2020 9

1200

22

1	S	U	2020	2021
---	---	---	------	------

5.1

97.8%

7

2

3

2021 11

5. 2. 4

14

2019 177



35

5.2.5

2757

4800

750

5.2.6

Hello

3D

VR

8

5.2.7

13

36


37

5.3

38

5.4

15



39

40
6.2
AHK
AHK 16 2021
24 17 AHK

7.1

9583.35

206.69

489

1500

2200

2.38

0.14

15

24 2020

		2019	2020
1		406.7	409.54
2			



41



1+5+N

1

3

2025

90%

+ + +

2025

2 3

		2019-2020	2020-2021	
1		1	1	
		6	6	
		1	1	
		0	0	
		0	0	
		0	0	
		0	0	
		1	1	
		0	0	
		0	0	
		0	0	
		1	1	
		0	0	
		0	0	
	2		0.4435	0.5018
		0.1617	0.1707	
		0.1591	0.1623	
		0.8616	0.8673	
		0.1037	0.1091	
3		28.97%	31.20%	
		28.51%	29.62%	
		28.97%	31.20%	
		24.69%	30.15%	

2

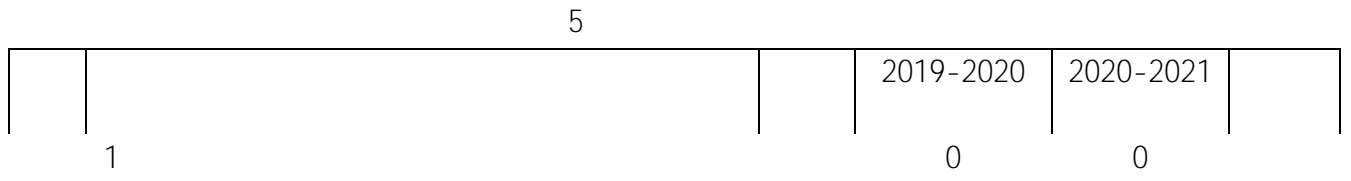
		2019-2020	2019-2020
		456	456
		413	404
		354	350
"	"	182	179

1

		3+3		4	7
		3+4		1	7
5				12	13
				47	477
				43	43
				3	3
				4	4
				1672	1786

4

				2019-2020	2020-2021	
	1			1568	1085	-483
	2			0	0	0
	3			90	108	18
	4					



			2019-2020	2020-2021	
--	--	--	-----------	-----------	--

20380

1